

PRODUCT BROCHURE



BENEFITS

MODULAR DESIGN FOR COST-EFFECTIVE UPGRADEABILITY

- 3 ports of 40 GbE
- 12 ports of 10 GbE

DUAL PURPOSE FOR PREMIUM ACCESS OR AGGREGATION SWITCH

REDUNDANT, LOAD-SHARING POWER SUPPLIES ENHANCES AVAILABILITY

FULL-POWER POE+/POH BUDGET

IPSEC VPN SECURITY ENSURES COMPLIANCE AND DATA CONFIDENTIALITY

MARKET-LEADING STACKING SCALABILITY

- Up to 12 switches per stack
- Up to 10 km using standard optics or cables

ADVANCED L3 ROUTING DELIVERS NETWORK DESIGN FLEXIBILITY

- BGP, OSPF, VRRP, PIM, PBR

CAMPUS FABRIC REDUCES COST OF OPERATIONS, INCREASES FLEXIBILITY

- Delivers the benefits of a chassis with the flexibility of distributed stacking
- Scales to over 1800 ports

ENERGY EFFICIENT DESIGN

- Supports IEEE 802.3az standard

ENTERPRISE STACKABLE SWITCH DELIVERS PREMIUM CAPABILITIES AND ULTIMATE FLEXIBILITY

The Ruckus® ICX® 7450 switch delivers the performance, flexibility, and scalability required for enterprise Gigabit Ethernet (GbE) access deployment. It offers market-leading stacking density with up to 12 switches (576x 1 GbE and 144x 1/10 GbE ports) per stack and combines chassis-level performance with “pay as you grow” scalability of a stackable solution. The mid-market stackable switch is one of the first in its class to offer 40 GbE uplinks, enabling enterprises to dramatically increase their network capacity while using their existing optical wire infrastructure. In addition, the Ruckus ICX 7450 is the industry's first stackable switching solution to leverage the advantages of site-to-site IPsec VPN security to ensure end-to-end data integrity without the need for dedicated encryption appliances.

The modular design of the switch provides three slots for scaling up to 12 1/10 GbE SFP/SFP+ ports, 12 10GBASE-T ports, or up to three 40 GbE QSFP+ ports for uplink or stacking. Organizations can initially deploy 1 GbE or 10 GbE uplink ports and easily upgrade to 40 GbE ports on-demand with a new, high-speed module. As a result, Ruckus ICX 7450 delivers high performance across all ports for flawless support of latency-sensitive applications.

System-level high-availability features, such as dual hot-swappable, load-sharing, and redundant power supplies, and hot-swappable fan trays offer another level of availability for the campus wiring closet, all in a 1 RU form factor.

The switch is an ideal network solution for campus network 1 GbE access or small aggregation deployment with 10 GbE or 40 GbE uplinks to the core. The switch is also suitable for a data center Top-of-Rack (ToR) solution, providing a mix of 1 GbE and 10 GbE server connectivity ports with 10 GbE or 40 GbE uplinks to the data center aggregation or core.

Deployed as a standalone switch, a stack, or a network fabric, organizations reap the benefits of a flexible platform and the assurance that their investments are protected.



Figure 1: Up to 12 Ruckus ICX 7450 switches can be stacked together using two full-duplex QSFP+ 40 Gbps ports that provide a fully redundant backplane with 960 Gbps of stacking bandwidth.

FULL POWER SUPPORT FOR NEXT-GENERATION EDGE DEVICES

The Ruckus ICX 7450 can deliver both power and data across network connections, providing a single-cable solution for the latest edge devices. In addition to supporting the Power over Ethernet (PoE/PoE+) standards, the switch also supports Power over HDBaseT (PoH) and IEEE 802.3bt ready ports. This high power standard delivers up to 90 watts per port through a standard Ethernet cable, simplifying the wiring of next-generation Ethernet-connected devices such as large HD displays, video surveillance equipment, and VDI thin terminals. The PoE/PoE+ and PoH capabilities reduce the number of required power receptacles and power adapters while increasing reliability and wiring flexibility. With a 1,500-watt PoE budget per switch (with two power supplies), the Ruckus ICX 7450 24- and 48-port PoE models can supply up to Class 4 PoE+ power (30 watts) to every port and PoH power (90 watts) on eight dedicated ports.

RUCKUS ICX 7450 PRODUCT FAMILY

All Ruckus ICX 7450 models offer three modular slots for interchangeable uplink/stacking modules (one in the front, two in the back), dual power supply slots, dual fan trays, one RJ-45 network management port, one mini USB serial management port, and one USB storage port on the front panel.






	Ruckus ICX 7450-24 Switch 24×10/100/1000 Mbps RJ-45 ports
	Ruckus ICX 7450-24P Switch 24×10/100/1000 Mbps RJ-45 PoE+ ports with eight pre-assigned ports supporting PoH, IEEE 802.3bt ready ports (90W)
	Ruckus ICX 7450-48 Switch 48×10/100/1000 Mbps RJ-45 ports
	Ruckus ICX 7450-48P Switch 48×10/100/1000 Mbps RJ-45 PoE+ ports with eight pre-assigned ports supporting PoH, IEEE 802.3bt ready ports (90W)
	Ruckus ICX 7450-48F Switch 48×100/1000 Mbps SFP ports



Figure 2: Ruckus ICX 7450 rear view shown with two optional Ruckus ICX7400-1X40GQ QSFP+ uplink/stacking modules, two AC power supplies, and two fan trays.

INTEGRATED HIGH-PERFORMANCE IPSEC SERVICE

Ruckus offers an industry-first stackable switching solution that delivers encryption from the wiring closet, providing a cost-effective way to ensure data security and integrity across the premises without needing to purchase dedicated encryption appliances.

The Ruckus ICX 7450 switch with the integrated IPsec VPN service module consolidates network switching and encryption to provide unprecedented VPN deployment flexibility and cost savings. By initiating an IPsec tunnel from the switch for transporting selected traffic, organizations save the time and reduce the costs from having to install and manage encryption software on individual computers or deploy purpose-built encryption appliances.

The Ruckus ICX 7450 Service Module provides hardware-based acceleration for IPsec VPNs using Advanced Encryption Standards (AES). It leverages programmable hardware technology to future-proof data protection, enabling more capabilities to be added as business needs evolve. The ICX 7450 also supports redundant service modules on a stack basis, insuring that, in the unlikely event of a service module failure, encryption could continue without interruption using another service module on the same switch or the same stack.

RUCKUS ICX 7450 PORT AND SERVICE MODULE OPTIONS

Five different optional modules are offered for the Ruckus ICX 7450. These modules are interchangeable and can be inserted in the three modular slots within the Ruckus ICX 7450.¹

Ruckus ICX7400-4X1GF Module	4-port 100 Mbps/1 GbE SFP
Ruckus ICX7400-4X10GF Module	4-port 1/10 GbE SFP/SFP+ for uplink or stacking
Ruckus ICX7400-4X10GC Module	4-port 1/10 GbE 10GBASE-T copper
Ruckus ICX7400-1X40GQ Module	1-port 40 GbE QSFP+ for uplink or stacking
Ruckus ICX7400-SERVICE-MOD Module	Service module for IPsec VPN encryption




Figure 3: Five different optional port modules are offered for the Ruckus ICX 7450 with a choice of 1 GbE SFP, 10 GbE SFP/SFP+, 10GBASE-T, and 40 GbE QSFP+ options and an IPsec VPN service module.

EEE POWER SAVINGS

The Ruckus ICX 7450 Switch supports the IEEE 802.3az standard for Energy Efficient Ethernet (EEE), reducing power consumption during periods of low utilization. Ports are placed into a low power mode when no data is being transmitted.

DATA CENTER TOP-OF-RACK SWITCH

With class-leading 10 GbE and 40 GbE port count, the Ruckus ICX 7450 is a great solution as a Top-of-Rack (ToR) switch in a mixed 1 GbE/10 GbE server connectivity environment. It is designed to fit in server racks, consuming only one rack unit and offering dual integrated power supplies and fan assemblies with front-to-back or back-to-front airflow for flexible cooling options. In data center environments where most servers have 1 GbE and some 10 GbE network interfaces, the 1RU switch provides a cost-effective 1 GbE/10 GbE ToR switch. In this configuration some of the 10 GbE or 40 GbE ports can be used to connect to the data center aggregation switches.

¹The Ruckus ICX7400-1X40GQ module cannot be installed in the front-facing slot of the 48-port Ruckus ICX 7450 models (Ruckus ICX 7450-48, 7450-48P, 7450-48F). The Ruckus ICX7400-4X1GF module cannot be installed in the rear slots of any model of the Ruckus ICX 7450 Switch.

ENTERPRISE-CLASS FEATURES ACROSS ALL RUCKUS ICX SWITCHES

The Ruckus ICX switch family delivers the enterprise class features for flexibility, scalability and simplified management.

- Ruckus Campus Fabric technology delivers unmatched flexibility, scalability and simplified management for campus network deployments. Incorporating all of the ICX 7000 switch families with up to 1800 ports in a single logical domain, Campus Fabric allows customers the benefits of a traditional chassis, with the flexibility of stackable switches at a dramatically reduced Total Cost of Ownership (TCO).
- Advanced stacking goes beyond traditional stacking with capabilities that take flexibility, ease of management and cost effectiveness to the next level, including:
 - Stacking on standard Ethernet ports
 - Long-distance stacking
 - No hardware module required for stacking
 - In Service Software Upgrade (ISSU) to minimize downtime
 - Superior scalability with the industry-leading number of switches per stack
 - Stacking at the access, aggregation and core layers
- Enterprise-Class Availability to improve resiliency and minimize downtime, including:
 - Hitless stack failover
 - Hot-insertion/removal of stack members
 - Redundant power supplies
 - In Service Software Upgrades for switch stacks
- Unified wired and wireless network management with Ruckus SmartZone network controller:
 - Ruckus SmartZone centralizes management of the entire family of Ruckus switches and wireless Access Points with a single easy to deploy management platform
 - Discovers, monitor, and deploys configurations to groups of switches and wireless APs
- On-boarding and security policies across ICX switches and wireless networks.
- OpenFlow 1.3 protocol support in hybrid mode allows user to deploy traditional Layer 2/3 forwarding with OpenFlow on the same port for Software Defined Network (SDN) enabled programmable control of the network
- Open Standards based management, monitoring and authentication
 - sFlow-based network monitoring to help analyze traffic statistics and trends on every link and overcome unexpected network congestion
 - Open-standards management includes Command Line Interface (CLI), Secure Shell (SSHv2), Secure Copy (SCP), and SNMPv3
 - Support for Access Controller Access Control System (TACACS/TACACS+) and RADIUS authentication helps ensure secure operator access
 - LLDP and LLDP-MED protocol support for configuring, discovering, and managing network infrastructure such as QoS, security policies, VLAN assignments, PoE power levels, and service priorities

RUCKUS ICX 7450 FEATURE/MODEL COMPARISON

FEATURE	24 or 48 RJ-45 Ports		24 or 48 PoE+ Ports		48 SFP Ports
	Ruckus ICX 7450-24	Ruckus ICX 7450-48	Ruckus ICX 7450-24P	Ruckus ICX 7450-48P	Ruckus ICX 7450-48F
Switching capacity (data rate, full duplex)	288 Gbps	336 Gbps	288 Gbps	336 Gbps	336 Gbps
Forwarding capacity (data rate, full duplex)	214 Mpps	250 Mpps	214 Mpps	250 Mpps	250 Mpps
Fixed ports: 10/100/1000 Mbps RJ45	24	48	24	48	
Fixed ports: 100/1000 Mbps SFP					48
Modular slots	3	3	3	3	3
Modular ports: 1 Gbps SFP (max.)	4	4	4	4	4
Modular ports: 1/10 GbE SFP/ SFP+ (max.)	12	12	12	12	12
Modular ports: 1/10GBASE-T RJ45 (max.)	12	12	12	12	12
Modular ports: 40 GbE QSFP+ (max.)	3	2	3	2	2
Modular service: IPsec VPN	With module	With module	With module	With module	With module
Maximum PoE class 3 ports (15.4 W per port)			24 (1 AC PSU)	48 (1 AC PSU)	
Maximum PoE+ ports (30 W per port)			24 (1 AC PSU)	48 (2 AC PSU)	
Maximum IEEE 802.3bt ready ports (90 W per port)			8 (1 AC PSU)	8 (1 AC PSU)	
Base IPv4/v6 Layer 3 routing (RIP, static routing)	•	•	•	•	•
Advanced IPv4/v6 Layer 3 routing (OSPF, BGP, VRRP, PIM, PBR, VRF)	With license	With license	With license	With license	With license
Aggregated stacking bandwidth	960 Gbps	960 Gbps	960 Gbps	960 Gbps	960 Gbps
Stacking density (maximum switches in a stack)	12	12	12	12	12
Stacking ports (maximum ports ² usable for stacking)	Up to 4x10 GbE SFP+ or 2x40 GbE QSFP+				
Maximum stacking distance (distance between stacked switches)	10 km	10 km	10 km	10 km	10 km
Campus Fabric	Fabric Port Extender (PE)				

² 10 GbE SFP+ or 40 GbE QSFP+ modules are required for stacking.

RUCKUS ICX 7450 FEATURE/MODEL COMPARISON

FEATURE	24 or 48 RJ-45 Ports		24 or 48 PoE+ Ports		48 SFP Ports
	Ruckus ICX 7450-24	Ruckus ICX 7450-48	Ruckus ICX 7450-24P	Ruckus ICX 7450-48P	Ruckus ICX 7450-48F
POWER					
Power inlet (AC)	C14				
Input voltage/frequency	AC: 100 to 240 VAC @ 50 to 60 Hz DC: 40 to 60 VDC				
Maximum current draw (at 100 VAC, one power supply)	13.3 Amp	13.3 Amp	12.5 Amp	12.5 Amp	13.3 Amp
Power supply rated maximum output (AC)	2x250 W	2x250 W	2x1,000 W	2x1,000 W	2x250 W
Power supply rated maximum output (DC)	2x510 W	2x510 W	2x510 W	2x510 W	2x510 W
PoE power budget (AC) (two AC power supplies)			1,500 W	1,500 W	
PoE power budget (DC) (two DC power supplies)			516 W	516 W	
Switch power consumption³ (25°C)					
Idle (no PoE load)	63 W	93 W	75 W	106 W	119 W
10% traffic⁴ (full PoE load)	64 W	95 W	911 W	930 W	120 W
100% traffic⁴ (full PoE load)	69 W	100 W	916 W	935 W	123 W
Airflow	Reversible, front-to-back, or back-to-front (depending on power supplies and fans installed)				
Switch heat dissipation^{3,5} (25°C)					
Idle (no PoE load)	215 BTU/hour	317 BTU/hour	256 BTU/hour	362 BTU/hour	406 BTU/hour
10% traffic⁴ (full PoE load)	218 BTU/hour	324 BTU/hour	259 BTU/hour	369 BTU/hour	409 BTU/hour
100% traffic⁴ (full PoE load)	235 BTU/hour	341 BTU/hour	276 BTU/hour	386 BTU/hour	420 BTU/hour
ENVIRONMENT					
Weight³	6.4 kg (14.11 lb)	6.5 kg (14.33 lb)	6.9 kg (15.21 lb)	7.2 kg (15.87 lb)	6.8 kg (14.99 lb)
Dimensions	440 mm (17.323 in.) W × 393.7 mm (15.5 in.) D × 43.7 mm (1.720 in.) H; 1U				
Acoustics³ (25°C, ISO 7779)	46 dBA	47 dBA	49 dBA	49 dBA	46 dBA
MTBF³ (25°C)	628,369 hours	571,520 hours	466,576 hours	444,360 hours	576,586 hours

³ Switch includes one AC power supply, one fan, one 4x10 GbE SFP+ uplink module, two QSFP+ stacking modules.

⁴ Traffic load on all ports connected with maximum possible PoE/PoE+ loads (if equipped).

⁵ PoE power not included in switch heat dissipation figures since the heat is not dissipated at the switch.

RUCKUS ICX 7450 SPECIFICATIONS

FEATURES	CAPABILITIES
Connector options	<ul style="list-style-type: none"> • 10/100/1000 Mbps, 10 Gbps 10GBASE-T ports: RJ-45 • 100 Mbps SFP ports • 1 Gbps SFP ports • 10 Gbps SFP+ ports • 40 Gbps QSFP+ ports • Out-of-band Ethernet management: 10/100/1000 Mbps RJ-45 • Console management: Mini-USB RS232 serial port (Mini-B plug) • File Transfer: USB port, standard-A plug • For the latest information about supported optics, please visit www.ruckuswireless.com/optics.
DRAM	• 2 GB
NVRAM (flash)	• 2 GB
Packet Buffer Size	• 24 port: 4 MB, 48 port: 8 MB
Maximum MAC addresses	• 32,768
Maximum VLANs	• 4,096
Maximum PVLANS	• 32
Maximum STP (spanning trees)	• 254
Maximum VEs	• 255
Maximum routes (in hardware)	<ul style="list-style-type: none"> • 15,168 (IPv4) • 5,120 (IPv6) • 16,000 (Next Hop Addresses)
Trunking	<ul style="list-style-type: none"> • Maximum ports per trunk: 16 • Maximum trunk groups: 256
Maximum jumbo frame size	• 9,216 bytes
Average latency	• 1.3 μ s
QoS priority queues	• 8 per port
IPsec performance	<ul style="list-style-type: none"> • Maximum throughput: 10 Gbps, full-duplex • Maximum tunnels: 100 (IPv4 and IPv6)
Multicast Groups	<ul style="list-style-type: none"> • 8192 (Layer 2) • 8192 (Layer 3)
VRF	• 32

RUCKUS ICX 7450 SPECIFICATIONS

FEATURES	FEATURE SETS	
Layer 2 switching	<ul style="list-style-type: none"> • 802.1s Multiple Spanning Tree • 802.1x Authentication • Auto MDI/MDIX • BPDU Guard, Root Guard • Dual-Mode VLANs • MAC-based VLANs, Dynamic MAC-based VLAN activation • Dynamic Voice VLAN Assignment • Dynamic VLAN Assignment • Fast Port Span • GVRP: GARP VLAN Registration Protocol • IGMP Snooping (v1/v2/v3) • IGMP Proxy for Static Groups • IGMP v2/v3 Fast Leave • Inter-Packet Gap (IPG) adjustment • Link Fault Signaling (LFS) • MAC Address Filtering • MAC Learning Disable 	<ul style="list-style-type: none"> • MLD Snooping (v1/v2) • Multi-device Authentication • Per-VLAN Spanning Tree (PVST/PVST+/PVRST) • Mirroring - Port-based, ACL-based, MAC Filter-based, and VLAN-based • PIM-SM v2 Snooping • Port Loop Detection • Private VLAN • Remote Fault Notification (RFN) • Single-instance Spanning Tree • Trunk Groups (static, LACP) • Uni-Directional Link Detection (UDLD) • Metro-Ring Protocol (MRP) (v1, v2) • Virtual Switch Redundancy Protocol (VSRP) • Q-in-Q and selective Q-in-Q • VLAN Mapping • Topology Groups
Base Layer 3 IP routing	<ul style="list-style-type: none"> • IPv4 and IPv6 static routes <ul style="list-style-type: none"> – RIP v1/v2, RIPv6 • ECMP • Port-based Access Control Lists • Layer 3/Layer 4 ACLs • Host routes 	<ul style="list-style-type: none"> • Virtual Interfaces • Routed Interfaces • Route-only Support • Routing Between Directly Connected Subnets
Premium Layer 3 IP routing (with software license)	<ul style="list-style-type: none"> • IPv4 and IPv6 dynamic routes • OSPF v2, OSPF v3 (IPv6) • PIM-SM, PIM-SSM, PIM-DM, PIM passive (IPv4/IPv6 multicast routing functionality) • PBR • Virtual Route Redundancy Protocol VRRP v3 (IPv6) 	<ul style="list-style-type: none"> • VRRP-E (IPv4, IPv6) • BGP4, BGP4+ (IPv6) • GRE • IPv6 over IPv4 tunnels • VRF (IPv4 and IPv6) • MSDP
Quality of Service (QoS)	<ul style="list-style-type: none"> • ACL Mapping and Marking of ToS/DSCP (CoS) • ACL Mapping and Marking of 802.1p • ACL Mapping to Priority Queue • Classifying and Limiting Flows Based on TCP Flags • DiffServ Support • Honoring DSCP and 802.1p (CoS) 	<ul style="list-style-type: none"> • MAC Address Mapping to Priority Queue • Priority Queue Management using Weighted Round Robin (WRR), Strict Priority (SP), and a combination of WRR and SP • Priority Flow Control
Traffic management	<ul style="list-style-type: none"> • ACL-based inbound rate limiting and traffic policies • Broadcast, multicast, and unknown unicast rate limiting 	<ul style="list-style-type: none"> • Inbound rate limiting per port • Outbound rate limiting per port and per queue

RUCKUS ICX 7450 SPECIFICATIONS

Security	<ul style="list-style-type: none"> • IPsec 128/256 AES-GCM (with service module) • MACsec • 802.1X Authentication • MAC Authentication • Flexible authentication • Web authentication • DHCP snooping • Dynamic ARP inspection • Neighbor Discovery (ND) Inspection • Bi-level Access Mode (Standard- and EXEC-level) • EAP pass-through support • IEEE 802.1X username export in sFlow • Protection against Denial of Service (DoS) attacks • Authentication, Authorization, and Accounting (AAA) • MAC Address Locking MAC Port Security • Advanced Encryption Standard (AES) with SSHv2 • RADIUS/TACACS/TACACS+ • Secure Copy (SCP) • Secure Shell (SSHv2) • Protected Ports 	<ul style="list-style-type: none"> • Local Username/Password • Change of Authorization (CoA) RFC 5176 • RFC Conformance for Encryption: • RFC 5996 Internet Key Exchange Protocol Version 2 (IKEv2) • RFC 4303 IP Encapsulating Security Payload (ESP) • RFC 6379 Suite B Cryptographic Suites for IPsec (Suite-B-GCM-256 and Suite-B-GCM-128) • RFC 5903 Elliptic Curve Groups Modulo a Prime (ECP Groups) for IKEv2 • RFC 4868 Using HMAC-SHA-256, HMAC-SHA-384, and HMAC-SHA-512 with IPsec • RFC 4754 IKEv2 Authentication Using the Elliptic Curve Digital Signature Algorithm (ECDSA) • RFC 4106 The use of Galois/Counter Mode (GCM) in IPsec Encapsulating Security Payload (ESP)SP800-56A Recommendation for Pair-Wise Key Establishment Schemes Using Discrete Logarithm Cryptography • Encrypted Syslog (RFC 5425) • RADSEC (RFC 6614)
SDN features	<ul style="list-style-type: none"> • OpenFlow v1.0 and v1.3 • OpenFlow with hybrid port mode 	<ul style="list-style-type: none"> • Operates with OpenDaylight SDN Controllers and the applications running on the controller
IEEE standards compliance	<ul style="list-style-type: none"> • 802.1AB LLDP • 802.1D MAC Bridging • 802.1p Mapping to Priority Queue • 802.1s Multiple Spanning Tree (MST) • 802.1w Rapid Reconfiguration of Spanning Tree • 802.1x Port-based Network Access Control (PNAC) • 802.3 Carrier Sense Multiple Access/Collision Detection (CSMA/CD) • 802.3ab 1000BASE-T • 802.1 AX-2008 Link Aggregation • 802.3ae 10 Gigabit Ethernet 	<ul style="list-style-type: none"> • 802.3af Power over Ethernet • 802.3at Power over Ethernet Plus • 802.3u 100Base-TX • 802.3x Full duplex and Flow Control • 802.3z 1000Base-SX/LX • 802.3 MAU MIB (RFC 2239) • 802.3ba 40 and 100 Gbps Ethernet • 802.1AE-MACsec (with license) • 802.3az Energy Efficient Ethernet • 802.1Q VLAN Tagging • 802.1BR Bridge Port Extension
IETF RFC standards compliance	For a complete list of RFCs supported by the Ruckus FastIron® software platform, please consult the “FastIron Features and Standards Support Matrix” document available from support.ruckuswireless.com .	
High availability	<ul style="list-style-type: none"> • Redundant hot-swappable power supplies • Hot-swappable fan trays • Layer 3 VRRP/VRRP-E protocol redundancy • Real-time state synchronization across the stack 	<ul style="list-style-type: none"> • Hitless failover and switchover from master to standby stack controller • Hot insertion and removal of stacked units • Layer 2 VSRP switch redundancy • In Service Software Update (ISSU)

RUCKUS ICX 7450 SPECIFICATIONS

FEATURES	NETWORK AND DEVICE MANAGEMENT	
Management	<ul style="list-style-type: none"> DHCP Auto Configuration Configuration Logging Digital Optical Monitoring Display Log Messages on Multiple Terminals Embedded Web Management (HTTP/HTTPS) Embedded DHCP Server Industry-standard Command Line Interface (CLI) Ruckus SmartZone Network Controller (sold separately) Key-based activation of optional software features USB file management and storage Macro for batch execution Out-of-band Ethernet Management ERSPAN support for remote traffic monitoring RSPAN TFTP TELNET Client and Server 	<ul style="list-style-type: none"> Bootp SNMPv1/v2c DHCP Server and DHCP Relay SNMPv3 Intro to Framework Architecture for Describing SNMP Framework SNMP Message Processing and Dispatching SNMPv3 Applications SNMPv3 User-based Security Model SNMP View-based Access Control Model SNMP sFlow NTP Network Time Protocol Multiple Syslog Servers SCP Virtual Cable Tester (VCT) For Management MIB, please consult the “FastIron MIB Reference” document available from support.ruckuswireless.com.

FEATURES	ENVIRONMENT
Temperature	Operating temperature: -5°C to 50°C/23°F to 122°F Storage temperature: -40°C to 70°C/-40°F to 158°F
Humidity	Operating relative humidity: 10% to 90% at 50°C, non-condensing Non-operating relative humidity: 5% to 95% at 70°C, non-condensing
Altitude	Operating altitude: 10,000 ft. (3,000 m) maximum Storage altitude: 39,000 ft. (12,000 m) maximum

FEATURES	COMPLIANCE/CERTIFICATION
Electromagnetic emissions	FCC Class A (Part 15); EN 55022/CISPR-22 Class A; VCCI Class A; ICES-003 Electromagnetic Emission; AS/NZS 55022; EN 61000-3-2 Power Line Harmonics; EN 61000-3-3 Voltage Fluctuation and Flicker EN 61000-6-3 Emission Standard
Safety	CAN/CSA-C22.2 NO. 60950-1-07; UL 60950-1; IEC60950-1; EN 60950-1:2006 Safety of Information Technology Equipment; EN 60825-1 Safety of Laser Products
Immunity	EN 61000-6-1 Generic Immunity and Susceptibility; EN 55024 Immunity Characteristics; EN 61000-4-3 Radiated, Radio Frequency, Electromagnetic Field; EN 61000-4-4 Electrical Fast Transient; EN 61000-4-5 Surge; EN 61000-4-6 Conducted Disturbances Induced by Radio-Frequency Fields; EN 61000-4-8 Power Frequency Magnetic Field; EN 61000-4-11 Voltage Dips and Sags
Environmental regulatory compliance	RoHS-compliant (6 of 6); WEEE-compliant
Vibration	IEC 68-2-36, IEC 68-2-6
Shock and drop	IEC 68-2-27, IEC 68-2-32

RUCKUS ICX 7450 ORDERING INFORMATION

PART NUMBER	SWITCH BUNDLES
ICX7450-24-E	24-port 1 GbE switch bundle includes 4×10 GbE SFP+ uplinks/stacking, 2×40 GbE QSFP+ uplinks/stacking, 1×250 W AC power supply and one fan, front-to-back airflow.
ICX7450-24-40G-E	24-port 1 GbE switch bundle includes 3×40 GbE QSFP+ uplinks/stacking, 1×250 W AC power supply and one fan, front-to-back airflow.
ICX7450-24P-E	24-port 1 GbE switch PoE+ bundle includes 4×10 GbE SFP+ uplinks/stacking, 2×40 GbE QSFP+ uplinks/stacking, 1×1,000 W AC power supply and one fan, front-to-back airflow.
ICX7450-24P-40G-E	24-port 1 GbE switch PoE+ bundle includes 3×40 GbE QSFP+ uplinks/stacking, 1×1,000 W AC power supply and one fan, front-to-back airflow.
ICX7450-24P-E-RMT3	24-port 1 GbE switch PoE+ bundle includes 4×10 GbE SFP+ uplinks/stacking, 2×40 GbE QSFP+ uplinks/stacking, 1×1,000 W AC power supply and one fan, front-to-back airflow, three years 24×7 remote support.
ICX7450-48-E	48-port 1 GbE switch bundle includes 4×10 GbE SFP+ uplinks/stacking, 2×40 GbE QSFP+ uplinks/stacking, 1×250 W AC power supply and one fan, front-to-back airflow.
ICX7450-48P-E	48-port 1 GbE switch PoE+ bundle includes 4×10 GbE SFP+ uplinks/stacking, 2×40 GbE QSFP+ uplinks/stacking, 1×1,000 W AC power supply and one fan, front-to-back airflow.
ICX7450-48P-E-RMT3	48-port 1 GbE switch PoE+ bundle includes 4×10 GbE SFP+ uplinks/stacking, 2×40 GbE QSFP+ uplinks/stacking, 1×1,000 W AC power supply and one fan, front-to-back airflow, three years 24×7 remote support.
ICX7450-48P-STK-E	48-port 1 GbE switch PoE+ bundle includes 2×40 GbE QSFP+ uplinks/stacking, 1×1,000 W AC power supply and one fan, front-to-back airflow (stack member with no uplink module).
ICX7450-48P-STK-E-RMT3	48-port 1 GbE switch PoE+ bundle includes 2×40 GbE QSFP+ uplinks/stacking, 1×1,000 W AC power supply and one fan, front-to-back airflow, three years 24×7 remote support (stack member with no uplink module).
ICX7450-48F-E	48-port 1 GbE SFP fiber switch bundle includes 4×10 GbE SFP+ uplinks/stacking, 2×40 GbE QSFP+ uplinks/stacking, 1×250 W AC power supply and one fan, front-to-back airflow.
ICX7450-48F-E-RMT3	48-port 1 GbE SFP fiber switch bundle includes 4×10 GbE SFP+ uplinks/stacking, 2×40 GbE QSFP+ uplinks/stacking, 1×250 W AC power supply and one fan, front-to-back airflow, three years 24×7 remote support.

PART NUMBER	BARE SWITCHES
ICX7450-24	24-port 1 GbE switch with three modular slots for optional uplink/stacking ports. Power supplies, fans, and modules need to be ordered separately.
ICX7450-24P	24-port 1 GbE switch PoE+ with three modular slots for optional uplink/stacking ports. Power supplies, fans, and modules need to be ordered separately.
ICX7450-48	48-port 1 GbE switch with three modular slots for optional uplink/stacking ports. Power supplies, fans, and modules need to be ordered separately.
ICX7450-48P	48-port 1 GbE switch PoE+ with three modular slots for optional uplink/stacking ports. Power supplies, fans, and modules need to be ordered separately.
ICX7450-48F	48-port 1 GbE switch SFP with three modular slots for optional uplink/stacking ports. Power supplies, fans, and modules need to be ordered separately.
ICX7400-4X1GF	Ruckus ICX 7450 4-port 100 Mbps/1 GbE SFP module.
ICX7400-4X10GF	Ruckus ICX 7450 4-port 1/10 GbE SFP/SFP+ module (for stacking or uplinks).
ICX7400-4X10GC	Ruckus ICX 7450 4-port 1/10 GbE 10GBASE-T copper module.
ICX7400-1X40GQ	Ruckus ICX 7450 1-port 40 GbE QSFP+ module (for stacking or uplink).
ICX7400-SERVICE-MOD	Ruckus ICX 7450 Service Module for IPsec VPN encryption.

RUCKUS ICX 7450 ORDERING INFORMATION

PART NUMBER	POWER SUPPLIES AND FANS
RPS15-E	Ruckus ICX 7450/6610 non-PoE 250 W AC power supply with front-to-back airflow.
RPS15-I	Ruckus ICX 7450/6610 non-PoE 250 W AC power supply with back-to-front airflow.
RPS16-E	Ruckus ICX 7450/6610 PoE 1,000 W AC power supply with front-to-back airflow.
RPS16-I	Ruckus ICX 7450/6610 PoE 1,000 W AC power supply with back-to-front airflow.
RPS16DC-E	Ruckus ICX 7450/6610 PoE 510 W DC power supply with front-to-back airflow.
RPS16DC-I	Ruckus ICX 7450/6610 PoE 510 W DC power supply with back-to-front airflow.
ICX-FAN10-E	Ruckus ICX 7450 front-to-back airflow fan.
ICX-FAN10-I	Ruckus ICX 7450 back-to-front airflow fan.

PART NUMBER	FEATURE LICENSE AND ACCESSORIES
ICX7450-PREM-LIC	Ruckus ICX 7450 Layer 3 Premium Software License.
ICX-MACSEC-LIC	License to enable MACsec encryption.
ICX7000-RMK	FRU, rack mount kit, two post, Ruckus ICX 7750/7450.
XBR-R000295	FRU, rack mount kit, four post, 24 in. to 32 in. depth rack.

OPTICS	
See Optics Datasheet at www.ruckuswireless.com/optics	Ruckus offers a unique set of high-performance, reliable, and cost-effective optical transceivers to help enterprises and service providers meet the challenges of diverse network topologies. To ensure maximum quality, Ruckus selects and tests the most reliable, highest-performing optical transceivers on the market, and then warrants their availability, capacity, and performance in Ruckus® product.” for a the specific list of optics supported by each ICX product see the Optics Datasheet at www.ruckuswireless.com/optics .

MANAGEMENT SOFTWARE	
See SmartZone Datasheet at www.ruckuswireless.com/smartzone	Ruckus SmartZone centralizes management of the entire family of Ruckus switches and wireless Access Points with a single easy to deploy management platform. It simplifies network set-up and management, enhances security, streamlines troubleshooting and eases upgrades. SmartZone Network Controllers are available in both appliance and virtual appliance form. For more information, go to www.ruckuswireless.com/smartzone .

ORDERING NOTES

Customers have two options when ordering a Ruckus ICX 7450 Switch. They can select one of the six pre-built units from the “Switch Bundles” section, or they can build their own custom unit by selecting a “Bare Switch” and adding their choice of power supplies, fans, port modules, and the IPsec VPN service module.

Pre-built units ordered from the “Switch Bundles” section include a power cord, two-post rack mounting brackets, and a USB serial console cable. Units ordered from the “Bare Switches” section include two-post rack mounting brackets and a USB serial console cable. AC power supplies ordered separately include a power cord. Stacking cables must be ordered separately.

WARRANTY

Ruckus ICX 7450 Switches are covered by the Ruckus Assurance Limited Lifetime Warranty. For details, visit www.ruckuswireless.com/warranty.

BEST-IN-CLASS SUPPORT

Ruckus ICX 7450 switches come with 90 days of free technical support from the Ruckus Technical Assistance Center (TAC). For continued access to the TAC past the initial 90 days, customers must purchase a Ruckus Technical Support contract. For details, visit support.ruckuswireless.com/programs.

LEGAL DISCLAIMER

Product features, functionality and specifications may change or be discontinued without notice. Nothing in this document shall be deemed to create a warranty of any kind, either express or implied, statutory or otherwise, including but not limited to, any implied warranties of merchantability, fitness for a particular purpose, non-infringement of third-party rights or availability with respect to any products and services.

Refer to www.ruckuswireless.com for the latest version of this document.

Notice: This document is for informational purposes only and does not set forth any warranty, expressed or implied, concerning any equipment, equipment feature, or service offered or to be offered by Ruckus. Ruckus reserves the right to make changes to this document at any time, without notice, and assumes no responsibility for its use. This informational document describes features that may not be currently available. Contact a Ruckus sales office for information on feature and product availability. Export of technical data contained in this document may require an export license from the United States government.

Copyright © 2018 Ruckus Networks, an ARRIS company. All rights reserved. No part of this content may be reproduced in any form or by any means or used to make any derivative work (such as translation, transformation, or adaptation) without written permission from Ruckus Networks (“Ruckus”). Ruckus reserves the right to revise or change this content from time to time without obligation on the part of Ruckus to provide notification of such revision or change.

The Ruckus, Ruckus Wireless, Ruckus logo, Big Dog design, BeamFlex, ChannelFly, Edgelron, Fastron, HyperEdge, ICX, IronPoint, OPENG, and Xclaim and trademarks are registered in the U.S. and other countries. Ruckus Networks, Dynamic PSK, MediaFlex, FlexMaster, Simply Better Wireless, SmartCast, SmartCell, SmartMesh, SpeedFlex, Unleashed, and ZoneDirector are Ruckus trademarks worldwide. Other names and brands mentioned in these materials may be claimed as the property of others.

Ruckus provides this content without warranty of any kind, implied or expressed, including, but not limited to, the implied warranties of merchantability and fitness for a particular purpose. Ruckus may make improvements or changes in the products or services described in this content at any time. The capabilities, system requirements and/or compatibility with third-party products described herein are subject to change without notice.



350 West Java Dr., Sunnyvale, CA 94089 USA
www.ruckusnetworks.com